



Bates Drive School

Take Home Work Book
Mathematics

Bates Drive School – Scope and Sequence 2020

	Term 1 High School
English	Speaking Listening Writing Reading Communication
Mathematics	Number/ Time
Geography/History	History: The ANZACs
Creative Arts 7-10	Music Dance
Creative Arts 11-12	Music Dance
PDHPE	Sports Ready Swimming Zones of Regulation Positive Behaviour for Learning (PBL) (see scope and sequence on next page)

	Term 1 Primary
English	Speaking Listening Writing Reading Communication
Mathematics	Number/ Shape
Geography/ History	History: Present and past family life
Creative Arts	Music Dance
Personal Development, Health and Physical Education	Sports Ready Swimming Zones of Regulation Positive Behaviour for Learning (PBL) (see scope and sequence on next page)


Mathematics



Number Formation

Can you trace the numbers?





Traceable Numbers Worksheet

Name _____

1

1

1

1

2

2

2

2

3

3

3

3

4

4

4


4

5

5

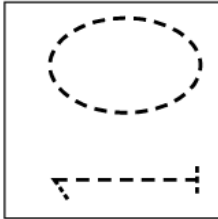
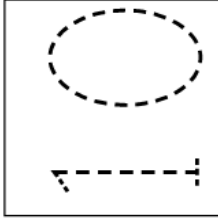
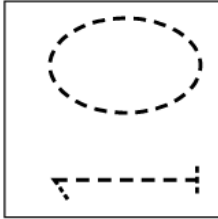
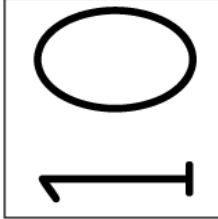
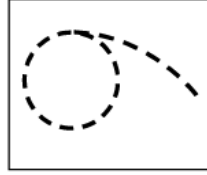
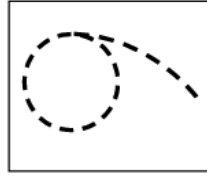
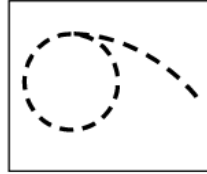
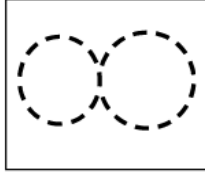
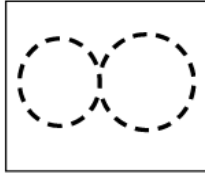
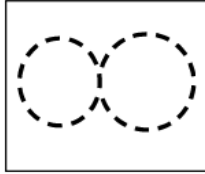
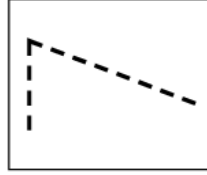
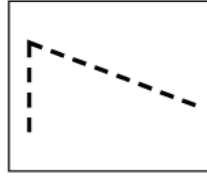
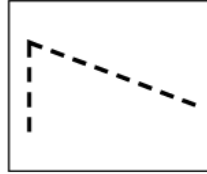
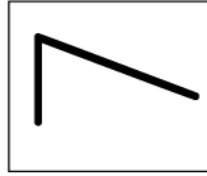
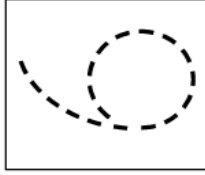
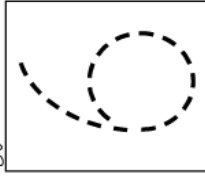
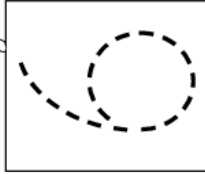
5

5



Practice Writing Numbers Worksheet


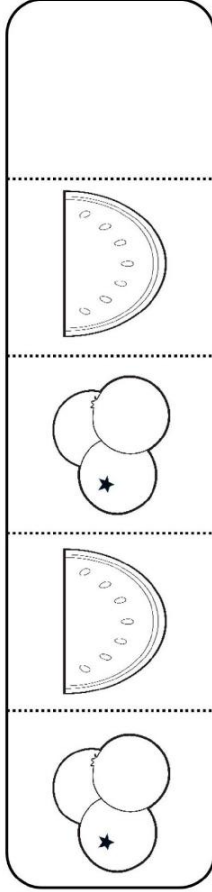
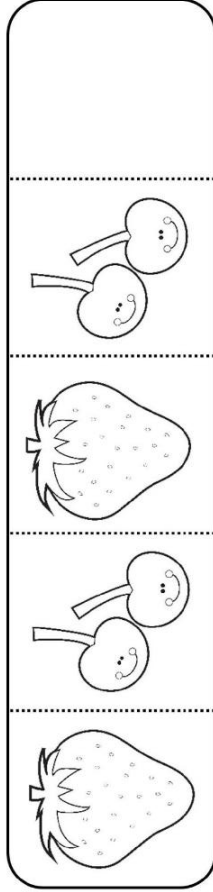
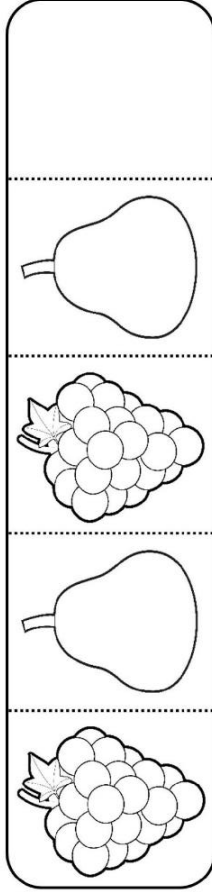
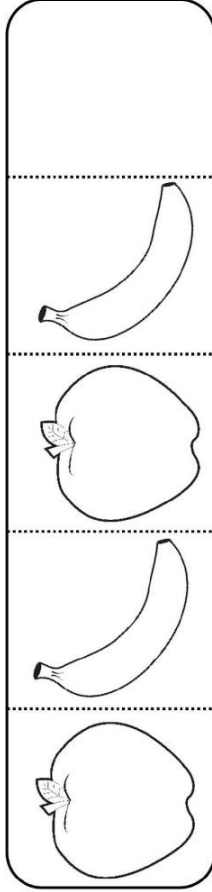
Name _____



Name _____

What Comes Next

Look for the pattern. Cut and paste to complete the pattern.




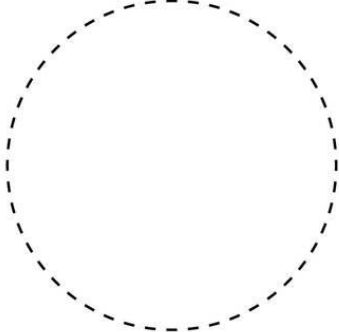



Name: _____

circle



Practice learning the shape by coloring, tracing, connecting the dots, and drawing.




 <i>color</i>	 <i>trace</i>
 <i>connect</i>	 <i>draw</i>

Name: _____

rectangle



Practice learning the shape by coloring, tracing, connecting the dots, and drawing.




 <i>color</i>	 <i>trace</i>
 <i>connect</i>	 <i>draw</i>

Name: _____

heart



Practice learning the shape by coloring, tracing, connecting the dots, and drawing.




 <p><i>color</i></p>	 <p><i>trace</i></p>
 <p><i>connect</i></p>	<p><i>draw</i></p>

Name: _____

square



Practice learning the shape by coloring, tracing, connecting the dots, and drawing.




 <p><i>color</i></p>	 <p><i>trace</i></p>
 <p><i>connect</i></p>	<p><i>draw</i></p>

Name: _____

star



Practice learning the shape by coloring, tracing, connecting the dots, and drawing.

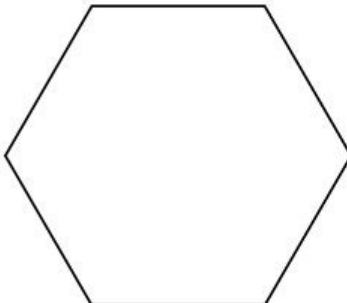
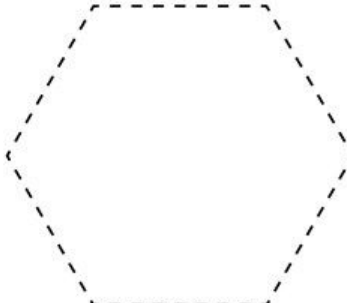

 <p><i>color</i></p>	 <p><i>trace</i></p>
 <p><i>connect</i></p>	<p><i>draw</i></p>

Name: _____

hexagon



Practice learning the shape by coloring, tracing, connecting the dots, and drawing.

 <p><i>color</i></p>	 <p><i>trace</i></p>
 <p><i>connect</i></p>	<p><i>draw</i></p>

Body parts song

<https://www.youtube.com/watch?v=17vPc7jzMIJ>

Body parts

https://www.youtube.com/watch?v=7y_TUJy2TY8

Kids work out

https://www.youtube.com/watch?v=L_A_HjHZxfI

Heads shoulders knees and toes

<https://www.youtube.com/watch?v=jHfwxsGO904>


Simon says

<https://www.youtube.com/watch?v=OkO8DaPlyXo>


Human needs

<https://www.youtube.com/watch?v=HbWBnm2qSq4>


Make a house



First you need a square
Colour it blue



We need a triangle for the roof.
Add the roof to the house and
colour it red




Add two small squares for
windows



One rectangle for a door. Colour it brown and add it to the house.



A circle for a sun- Colour it
yellow and place it above your
house



What is your address:



Measurement - Time : Online Resources

Telling the Time



What's the Time? song

<https://www.youtube.com/watch?v=RBvmO7NgUp0>



What time is it? song

<https://www.youtube.com/watch?v=1eGkW3JnthI>

Online interactive games



<https://www.splashlearn.com/time-games>



https://www.abcya.com/games/telling_time

Days of the Week



'The Very Hungry Caterpillar' animated story

<https://www.youtube.com/watch?v=75NQK-5m1YY>



Days of the Week song

<https://www.youtube.com/watch?v=mmKFEqw-MkE&list=PL9bsPVR5g1s1Ok5a99jrim69esS0IQrkF&index=87>

Tick the one that takes longer.



Draw something that takes a long time.



Circle the one that takes a shorter time.



Day and night

Match.

night time



daytime



night time



Draw something you do

before lunch

after lunch



morning

afternoon

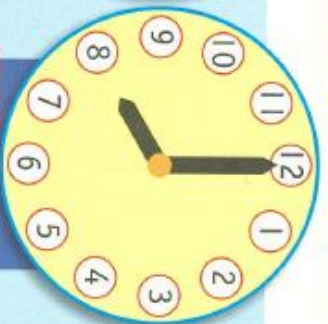
Time

O'clock times

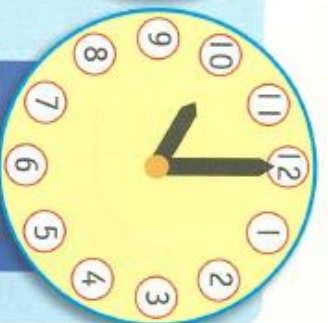
What time is it?



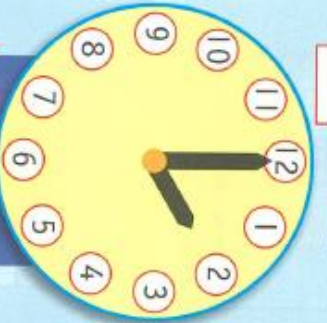
o'clock



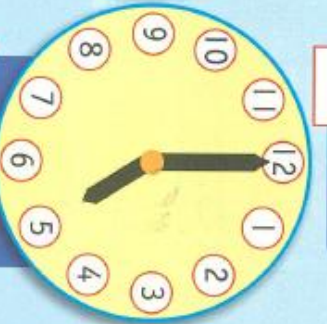
o'clock



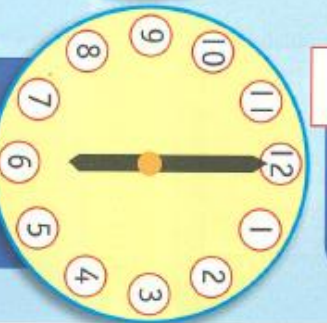
o'clock



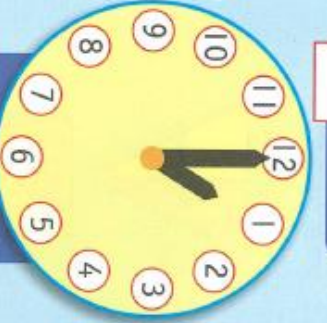
o'clock



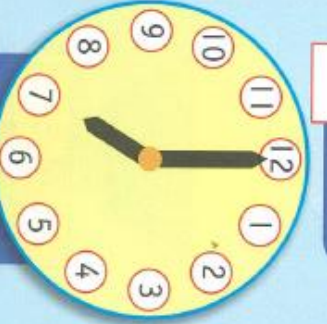
o'clock



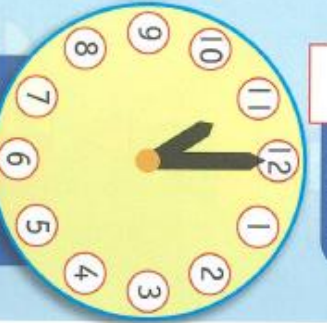
o'clock



o'clock



o'clock



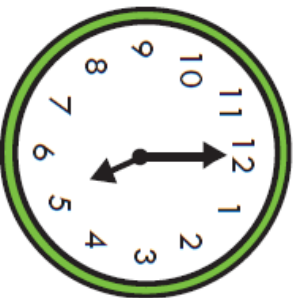
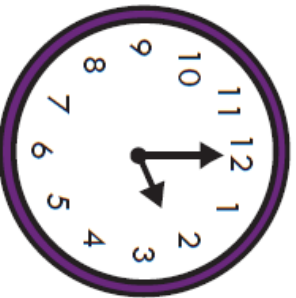
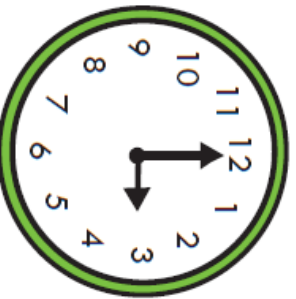
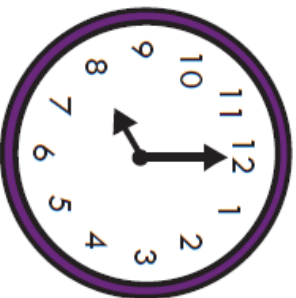
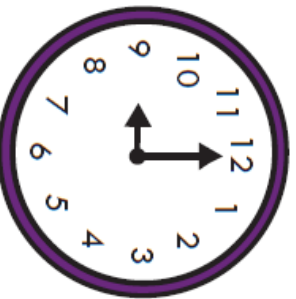
o'clock





Time Mix-Up

The times are mixed up! Cut out the times below.
Paste them under the correct time.




9:00
2:00

5:00
8:00

3:00
11:00



Match the weekdays.



Place the weekdays in order.

--	--	--	--	--

Days of the Week

Match the correct days of the week.

Sunday

Su-

Monday

M-

Tuesday

Tu-

Wednesday

W-

Thursday

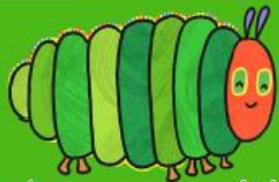
Th-

Friday

F-

Saturday

Sa-



Match the story cards to
the correct day of the week.

Sunday

Monday

Tuesday

Wednesday

--	--	--	--

Thursday

Friday


Saturday

Sunday


--	--	--	--



He ate through a whole apple but was still hungry.



He ate three plums but he was still hungry.



He ate five oranges but he was still hungry.



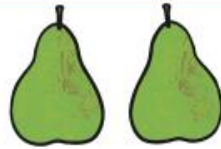
The hungry caterpillar went looking for food.




He ate a leaf and felt much better and he wasn't hungry any more. That night he built himself a cocoon and fell asleep for 2 weeks...



He ate four strawberries but he was still hungry.



He ate through two pears but he was still hungry.



He ate one piece of chocolate cake, one ice cream, one pickle, one slice of swiss cheese, one lollipop, one piece of cherry pie, one sausage, one cupcake and one slice of melon.

